






KW-R24




KW-R24R



KW-R25



KW-R26



KW-R27

Drive control

| | | | | | |
|-----------------------------|-------------|-------------|-------------|-------------|-------------|
| Minimum fieldbus cycle time | 250 μ s | 250 μ s | 250 μ s | 250 μ s | 250 μ s |
| Resolver | – | ✓ | – | – | – |
| Sinusoidal encoder | – | – | ✓ | ✓ | ✓ |
| EnDat 2.1 / 2.2 light | – | – | ✓ | ✓ | ✓ |
| Hiperface | – | – | ✓ | ✓ | ✓ |
| Hiperface DSL* | – | – | – | ✓ | ✓ |
| Encoderless U/F operation | ✓ | ✓ | ✓ | ✓ | ✓ |
| I/O and Fieldbus interfaces | | | | | |
| Local digital inputs | 3 | 3 | 3 | 3 | 3 |
| Local digital outputs | 3 | 3 | 3 | 3 | 3 |
| EtherCAT (SoE/CoE) | ✓ | ✓ | ✓ | ✓ | ✓ |
| Service | | | | | |
| Service port | ✓ | ✓ | ✓ | ✓ | ✓ |
| AIPEX connection | ✓ | ✓ | ✓ | ✓ | ✓ |
| Functional Safety | – | – | – | – | ✓ |