

Application Note No. AP 2004/41-1e

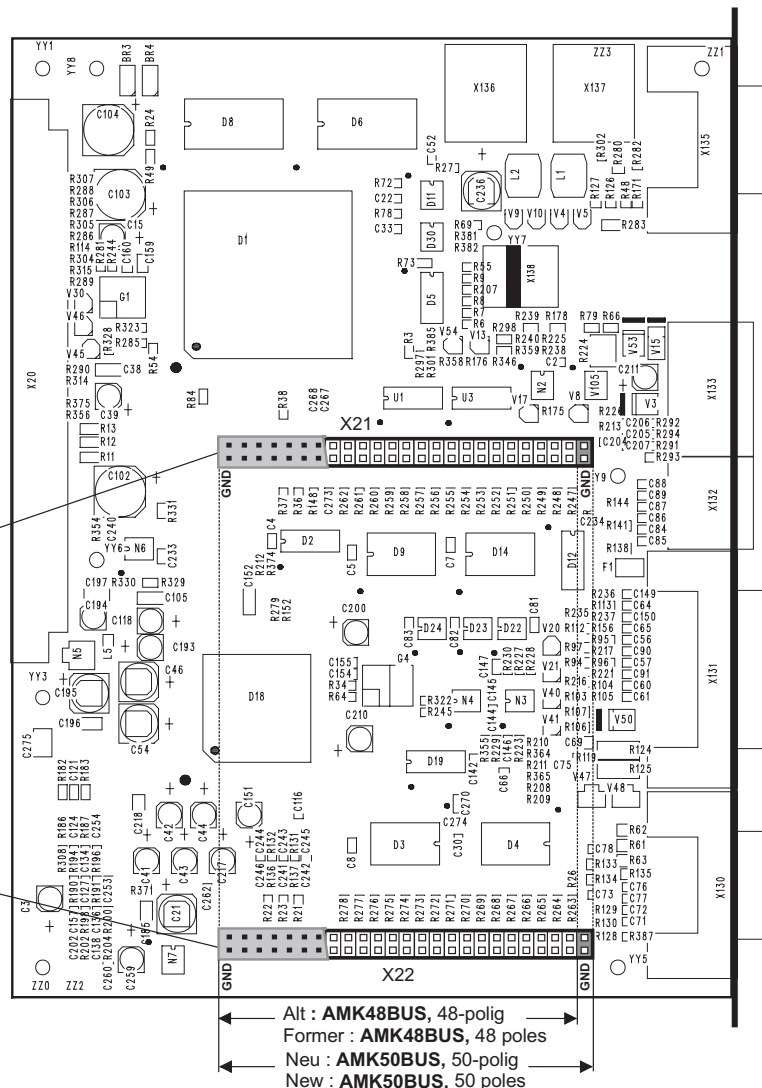
Date: October 07, 2004

Author: H. Balz

Rights reserved to make technical changes

Controller cards **KW-R03, KU-R03, KW-R04,**
KW-R03P, KU-R03P ab Rev. 2.02
with extended „AMK48BUS“ connection for option cards

BUS-Stecker (48- oder 50-polig) zum Anschluss
der Optionskarte immer linksbündig stecken
Always plug in bus connector (48 or 50 poles)
for option card connection left-justified




To improve the electromagnetic compatibility (EMC) and the interference immunity of the controller cards the bus connector was extended by two pins:
From 48 poles (AMK48BUS) to 50 poles (AMK50BUS)
These two additional pins are connected to ground (GND).

The option cards KW- / KU-SC1 from Rev. 1.10 are already equipped with the 50 pole bus connector.


Presently the option cards KW- / KU-PB1, KW- / KU-PLC1 and KW- / KU-EA2 also are redesigned for the 50 pole bus connection.

During the transition period and also later with spare parts supply it can become necessary that cards with 48 pole and 50 pole bus connectors have to be combined.
This does not effect the function of the option card.


In each case on installation of the option card the BUS connector always must be plugged in left-justified (with view on to the component side, card front plate at the righthand side) into the appropriate bus connection socket on the controller card.



New controller card (50 pole connector) with new BUS connector (50 poles)



Optionskarte / Option card 48 pin →
Reglerkarte / Controller card 50 pin →



Reglerkarte / Controller card 48 pin →
Optionskarte / Option card 50 pin →

Permissible combination possibilities of 50 and 48 pole BUS connectors